

提出日 2026 年 06 月 13 日

2026 年度 電子制御工学科 3 年

電子制御工学実験 1 レポート

課題記号 Skill 1

実験テーマ名 正誤表

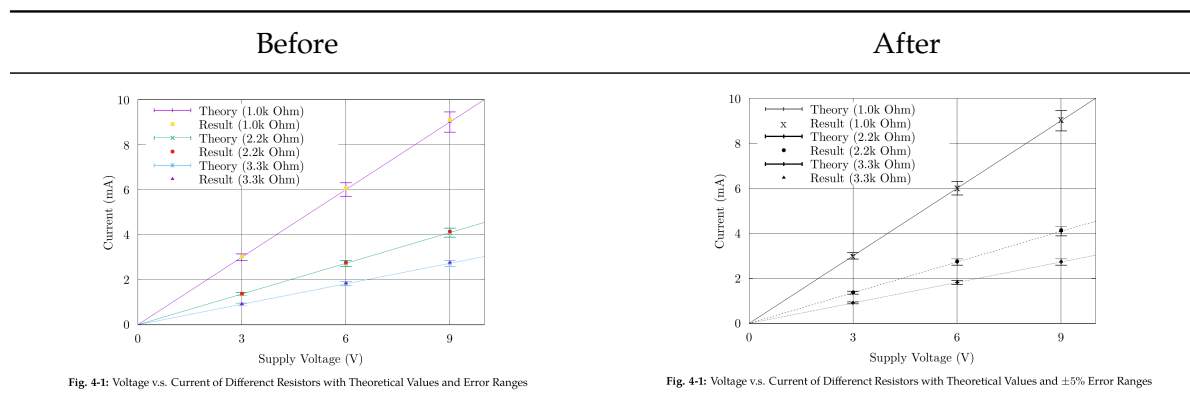
提出者： 実験班 - 名列番号 15 氏名 柴田健琉

共同実験者： なし

実験実施日： 1. -

1 Erratum #1 (Report A-2, Page 5, Figure 4-1)

1.1 Voltage v.s. Current of Different Resistors with Theoretical Values and Error Ranges



1.2 Changes

- Made graph monochrome and changed line styles to distinguish each graphs
- Added explanation of error bars in the caption

Section 3 Etiquette of Graph (Rule 4, 5, 10)

2 Erratum #2 (Report A-2, Page 6, Table 4-1)

2.1 Result of Experiment #2 with Circuit (a)

Before			After		
Table 4-1: Result of Experiment # 2 with Circuit (a)			Table 4-1: Voltage and Current on each Resistors in Circuit (a)		
Resistor	Voltage [V]	Current [mA]	Resistor	Voltage [V]	Current [mA]
R_1	10.69	3.28	R_1	10.69	3.28
R_2	1.30	-1.31	R_2	1.30	-1.31
R_3	4.30	1.98	R_3	4.30	1.98

2.2 Changes

- Removed virtual grid lines
- Aligned numerical values to right
- Made table title more detailed

Section 4 Etiquette of Table (Rule 2, 4)

Section 6 Caption, Numbering, Referencing (Rule 2)

3 Erratum #3 (Report A-2, Page 8, Table 5-3)

3.1 Applying Kirchhoff's Voltage Law on each Loop

Before			After		
Table 5-3: Applying Kirchhoff's Voltage Law on each Loop			Table 5-3: Applying Kirchhoff's Voltage Law to each Loops		
Loop	Circuit (a) [V]	Circuit (b) [V]	Loop	Circuit (a) [V]	Circuit (b) [V]
abef	0.01	0.01	abef	0.010	0.010
bcde	-0.005	0.007	bcde	-0.005	0.007
acdf	0.005	-0.017	acdf	0.005	-0.017

3.2 Changes

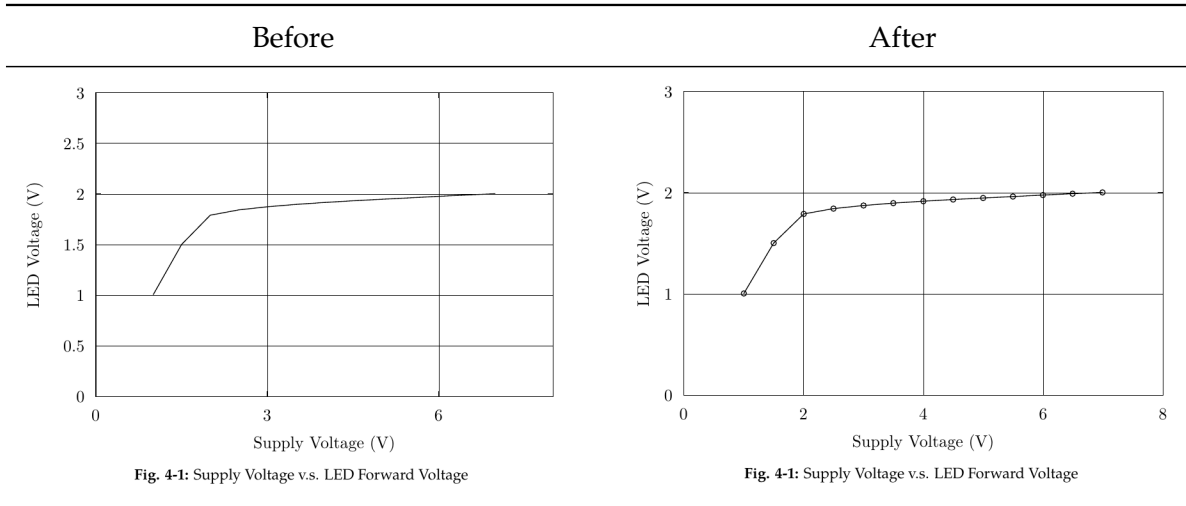
- Fixed grammar errors in the caption
- Removed virtual grid lines
- Aligned numerical values to right

Section 4 Etiquette of Table (Rule 2, 4)

Section 6 Caption, Numbering, Referencing (Rule 2)

4 Erratum #4 (Report T-1, Page 3, Figure 4-1)

4.1 Supply Voltage v.s. LED Forward Voltage



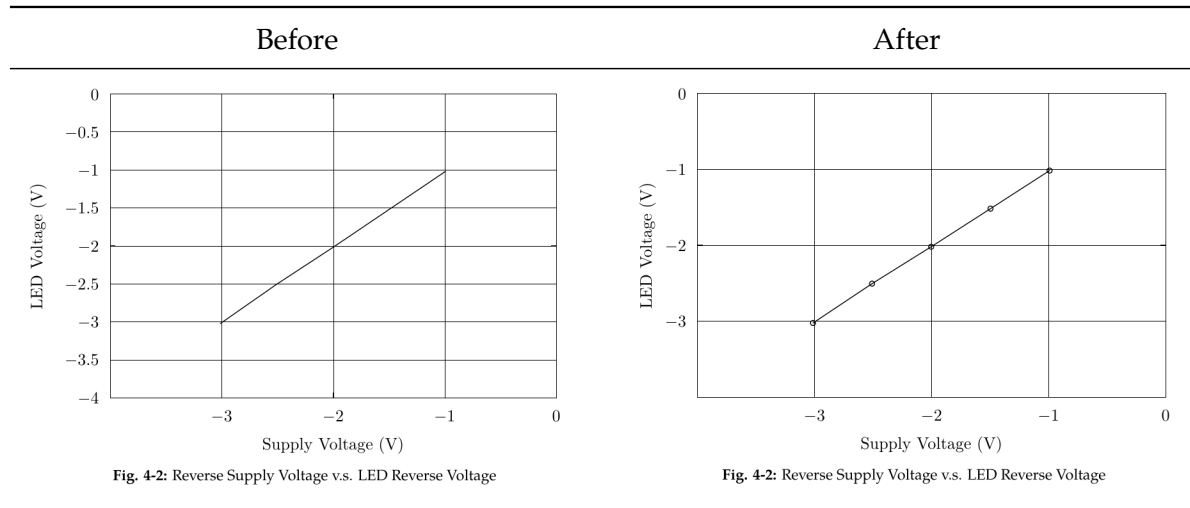
4.2 Changes

- Reduced number of horizontal grid lines
- Modified x-axis ticks for consistency
- Added markers on the graph

Section 3 Etiquette of Graph (Rule 3, 4, 7)

5 Erratum #5 (Report T-1, Page 4, Figure 4-1)

5.1 Reverse Supply Voltage v.s. LED Reverse Voltage



5.2 Changes

- Reduced number of horizontal grid lines
- Added markers on the graph

Section 3 Etiquette of Graph (Rule 4, 7)